



Livermore and the Railroad: 150 years

by Alan Frank



the land grants. The details of the deal were never revealed as the CP burned their records to block congressional inquiry. The WP was completed to Sacramento just a few weeks after the Golden Spike. Service through the valley began on September 10, 1869.

Livermore had died in 1858 and about that time Alfonso 'Frank' Ladd squatted on Livermore's land. Ladd built a house and hotel and the small ranching community called Laddsville grew to about 50 people. In a detail of the WP charter map, we can see Livermore's house and Ladd's hotel. (Figure 1) Bernal's neighboring Rancho el Valle de San José was doing poorly and started selling off pieces of property. William Mendenhall acquired a section just to the south of the graded but not completed railroad. On November 4, 1869 he filed a plat for a proposed town he named 'Livermore'. (figure 2) He then gave the railroad about twenty acres to build a station. It appears that Mendenhall had good interactions with the WP as the arrangement of the first few blocks were ideal for warehousing to be served by

(Railroad, continued on page 8)

Left: Figure 1, Detail from Western Pacific Railroad charter map. Red line is surveyed path. From *Depot* by Alan Frank.

This year we celebrate two major milestones: one hundred and fifty years since the founding of Livermore and the coming of the railroad. For the first forty years the town and the railroad were closely linked. As other modes of transportation developed, the mutual importance of the town/railroad relationship diminished. Lately a resurgence of regional passenger travel has renewed the interest in rail service.

Robert Livermore settled in the valley in the 1830s, receiving a grant for Rancho Las Positas. Asa Whitney, traveling from China in the 1840s, drafted a plan for a Pacific Railway to be supported by the China Trade. Presented to Congress, his plan was ignored as the west coast was not in the nation and war with Mexico was brewing.

California became part of the nation and a Pacific railway was seen as a way to hold the country together. Congress and President Millard Fillmore ordered Secretary of War, Jefferson Davis, to explore routes for a Pacific railway. The survey party camped on Livermore's land on July 13, 1853, determining

Livermore's Pass and Alameda Cañon was the best dry land route from the Central Valley to the Bay. North-South bickering prevented the choice of a route until the secession. Lincoln then signed the Pacific Railroad Act specifying the route and chartering the Central Pacific (CP) and Union Pacific (UP) Railroads.

The CP, lead by Crocker, Huntington, Hopkins, and Stanford, were known as the Big Four. They needed to attract Bay Area financing so they ceded the final segment through the Livermore Valley to the builders of the Peninsula Railroad, Charles McLaughlin, et al. They formed a new company, the Western Pacific Railroad (WP).

The WP finished the first twenty miles from San Jose into Alameda Cañon and graded to Livermore's Pass. Construction stopped when money ran out. The WP received the initial Government bonds, but were unable to sell them as the CP by then had tied up the west coast money markets. The WP and CP came to terms whereby the CP would own the railroad and the WP, namely McLaughlin, walked away with

In this Issue:

Heritage Garden	page 2
LHG Board Candidates	page 2
Scholarships	page 3
Historian's Report	page 3
President's Message	page 4
Hagemann Happenings	page 5
Show Globe	Page 6
AGM	page 7
Collections Corner	page 9
Duarte Garage News	page 10
Calendar	page 11


Heritage Garden

by Loretta Kaskey

We are proud to announce the addition of the Granada Green Team as volunteers in the Heritage Garden. They have made quick work of pruning roses, prepping beds (handy with a rototiller they are), planting corn and black eye peas. The Granada Green Team began as an official school team in March of 2019. We look forward to more collaboration with them.

Though it is wonderful to talk about the summer garden and what is currently growing, the garden collects, saves and replants seeds from the winter and spring harvest. Seed collecting is a form of seed banking. We try to grow dry farming crops that would have been cultivated in the late 1880s to the 1930s. These include winter wheat, barley (Kinder Chevalier and White Moravian), and of course red oats (and the associated red oat hay). This year's group of grain crops has been harvested and collecting the seed for use next year is now underway.

We do the same with some of the heirloom varieties of beans, like Lazy House Wife (an early stringless variety), Blue Shackamaxon (or treaty bean), the black eye peas, and fava beans.



Above Left: Jackie Fenner and Ryann Lubeck, from the Granada Green Team, have proper personal protection equipment (PPE) and great attitudes for using the wood chipper to make mounds of future ground covering. Photo by Jeff Kaskey; **Top Right:** Bean seeds collected from the Hagemann Ranch Heritage/Kitchen Garden. Top Clockwise: Blue Shackamaxon (blue black in color), Lazy House Wife (white in color), Rattle Snake, Kentucky Wonder, Dark Pinto, and Black-Eye peas. Photo by Loretta Kaskey; **Bottom Right:** Moravian Barley, Winter Wheat and Red Oat/Hay. Photo by Loretta Kaskey.

Candidates for Election at AGM

by Donna Stevens

In accordance with the Bylaws of the Livermore Heritage Guild, a nominating committee was formed to address the expiring two-year terms for the offices of 1st Vice President, Secretary, and Treasurer. After careful consideration, the committee is pleased to present the following slate of nominations. These names have been presented to the Executive Board and will be proposed to the membership for their consideration at the Annual General Meeting on Saturday, September 21st.

For Treasurer: Kathy Joseph-Stockman

Kathy was born on Maui, HI and raised in Fremont. She earned her AA degree in Accounting at Ohlone College and later returned to school and completed a BS degree in Business Administration-Accounting from Cal State, Hayward. She worked for small accounting firms, as well as several startup biotech and biomedical companies before starting her own accounting and tax service. After 20 years, she sold her business and retired in order to travel and volunteer.

Kathy started doing accessions at the History Center and has been a

hardworking volunteer at Hagemann Ranch. She put her accounting skills back to work with her election as LHG treasurer last year. Kathy is also treasurer for the Livermore Cultural Arts Council.

.....

For 1st Vice President: Andrea Loyd

Andrea was born in Elderslie, Scotland and grew up in the small town of Linwood. When Andrea was thirteen her family moved to the U.S. and settled in Fremont where she grew up and where she and her husband raised their family.

She received a degree in History with a minor in Political Science from Cal State East Bay. When their two daughters were in college she and her husband decided to relocate to a smaller town with more of a hometown feel and discovered Livermore.

Since joining LHG eight years ago, she has served as a docent in the History Center and the HistoryMobile and is now completing her fourth year as First Vice President. She finds the job fun and challenging and is always on the look-

(Nominations, continued on page 8)

Livermore Heritage Guild Scholarships

by Jeff Kaskey

The year 2019 marks the inauguration of the Livermore Heritage Guild's History Scholarship for Livermore high school seniors. We started with a general notion to encourage local students and parents to take notice of Livermore's heritage, and no idea how to plan such a thing. But interviews with teachers and principals around Livermore gave us excellent guidance. We kept the rules simple, gave some topic ideas and encouraged flexibility. In particular, we were looking for factual, well-researched, and documented papers about a topic in Livermore history, something that might find itself as an informative brochure that could be shared with museum visitors. Over the years, Guild members have created short "Chapters of Livermore History" and the goal was to add these student papers to the collection.

We then pitched the idea at our Annual Auction in a specific Fund-A-Need, and based on that success, decided that

individual scholarships of \$1000 were large enough to be worth some student effort and make a difference, while not being irresponsible with the Guild's funds. We stipulate only that the scholarship be used towards the expenses of post-secondary education. Our intention was to offer one scholarship for each of Livermore's high schools. I'll note that Don Smith and I, the designated foot-soldiers for this project, started not even knowing that Vineyard had a high school, so perhaps it was fortuitous that our delay in getting this year's program on the road meant that we only had time to get good engagement at Livermore High and the Vineyard Alternative High School.

We selected a winner for Livermore High, and having gotten two papers from Vineyard that we were very pleased with, we chose to award checks to both papers. The project achieved our goals, and indeed we have three papers

likely to end up as permanent Chapters to be shared with our visitors.

But actually, we got a lot more. Participating in the scholarship presentation programs at the high schools was an inspiring process. At Livermore High, organizations from the Pedrozzi Foundation to the Marines (and many in between) were there, targeting students with widely varying interests and skills for their scholarships. Don and I presented our check in front of a packed auditorium, in a string of high-profile donating organizations. And while we were delighted to benefit our winning student, we also greatly benefitted the Guild. After the presentation we had parents and teachers who had never heard of the Guild come by and talk. One teacher will be arranging class visits to Hagemann, a parent is already planning his son's application to our scholarship next year.

(Scholarships, continued on page 11)

City Historian

by Richard Finn

A few of the topics I have researched in the past few months include:

Pedrozzi Foundation Young Scholars: About 25 young scholars sponsored by the Pedrozzi Foundation visited the historic Duarte Garage. Will Bolton did an introduction on the Lincoln Highway and the Garage, then the students broke into smaller groups and Heritage Guild docents spoke about interesting items in the Garage. For more information about the Pedrozzi Foundation and all they do for Livermore students go to pedrozzifoundation.org

Model T Fire Truck: While the Pedrozzi students were at the Garage, Will Bolton and Don Keech told the story of Carl Clarke modifying a 1912 Model T automobile to become the first fire truck in Livermore. I was tasked to find out more about Carl. I learned that he was born 20 Apr 1888 in Midway and died 29 Dec 1968 in Alameda County. Carl operated the Valley Garage with brother Arthur and George W. Crane. Carl was very active in the community: ran a hardware store, was a city

councilman, mayor, and was a Lieutenant in the California National Guard. He was baptized in the Livermore Presbyterian Church but is buried at Saint Michael's Cemetery. His wife was Mary Margaret Fennon, 1896-1973, also from an old time Livermore Valley family.

Carl's father was George Griffin Clarke, who was born October 1844 in Stroud, Gloucestershire, England. George was a sergeant with the 36th Wisconsin Volunteers during the Civil War and after moving to Midway, owned a saloon and general store. In his later years he moved to Livermore and lived on East 1st St. He is buried at the San Francisco National Cemetery (Presidio).

Emma Caroline Smith: Occasionally we receive queries from 3rd graders wanting information for their class history projects. One of these was from Max who was interested in Emma C. Smith and her mother Mary Harlan Smith. While Emma Caroline Smith (1850-1939) is an interesting person, her

father and mother are more so. The mother, Mary Harlan (1826-1922), was the daughter of George Harlan (1802-1850) and Elizabeth Duncan (1802-1846). Harlan led the last wagon train over the Sierras in late 1846 while the Donner Party did not make it. A Harlan owned the little cottage, which many call the Rabolli Cottage, next to Monica's Restaurant on 2nd St. Many Harlans are buried in the old Oak Knoll Cemetery at the corner of Wall St. and Stanley Blvd. Emma's father, Henry Clay Smith (1824-1875), has a long and varied history. He came to California in 1845 with William M. Mendenhall, served under General Fremont in 1846, cut redwood trees for lumber in the Oakland hills, owned 800 acres and laid out the town of Alvarado, built and operated the Geneva House near Silver City, Nevada, pioneer of 1846, Justice of the Peace for Warm Springs, laid out city of Como, Nevada, elected to the California state legislature, known as the father of Alameda County, one of the first supervisors of Alameda County, miner, etc., etc.

A Message from the President

FUTURE: What do our upcoming months look like? Our three properties, the History Mobile, and history lectures have teams of active volunteers passionate about scheduling access events. Please check our main web page (www.lhg.org) to see upcoming events, quarterly lectures, and displays.

The **Carnegie Building** has a brand new central display for the 150th anniversary of the transcontinental train coming to Livermore. Loretta Kaskey assembled the new display with enlarged historical documents for easier reading. It dovetails with the new book "Depot" by Alan Frank (see page 1 in this newsletter). This sesquicentennial history display meets my goal to have a new museum display once a year.

On Monday, September 16, the **Duarte Garage** is hosting a luncheon for the Lincoln Highway Military Convoy Centennial Tour. Even though the luncheon is for the docents and drivers only, please visit the streets outside the garage and gawk at the antique military vehicles during their brief stay.

The **Hagemann Ranch** always needs volunteers for the Open House events and maintenance. Please contact Barbara Soules or Jeff Kaskey if you like to weed, rake, shovel, pound nails, paint,

climb ladders, weed-whack, trench, trim, or whatever else needs doing on this living ranch museum.

BEHIND THE SCENES: The archival data team (Terry McCune, Clay Malzkuhn, Anna Siig, and Kathy Joseph-Stockman) processed several Coast Manufacturing boxes. We have fascinating stuff for a future exhibit. The team photographs each item in high resolution and creates watermark thumbnails for reference in our museum software.

Our computer team (Terry McCune and myself) upgraded our older donated PCs to Windows 10, upgraded to a 1000KB network, and installed an off-site cloud back-up service. This enables our docents to retrieve photos and large documents at the best possible in-house speeds from a common data server (treated as an in-house cloud).

Special thanks to Cub Scout Pack #915 (Elks Lodge) and parents for refurbishing the large Carnegie Park wood signs denoting the Art and History Centers.

NEED: Our dear old microfilm reader can only talk to Windows XP. There is no upgrade path to Windows 10 short of purchasing a new unit (\$6500 plus). If



microfilm appeals to your passions, consider funding this specific project. Speaking of microfilm, we received three huge boxes generously provided by Museum on Main (Pleasanton). We could use a volunteer to document in a spreadsheet the basic contents of those reels to make it easier to search for a given newspaper and date. It will not be a full-up index, but a quick tool to see whether we even have a specific dated newspaper within our newly received microfilm archives.

Harry Briley

Book Nook


by Harry Briley

I recently read a booklet from our LHG bookstore. *The Anza Expeditions to Alta California 1774-1776* by Janet Newton is a 42 page booklet published in 1975 by the Livermore Bicentennial Organization. The content in the booklet is taken from Newton's book *Las Positas* (1969).

Janet describes early explorers prior to Juan Bautista de Anza as treating California as an inhospitable backwater. It was refreshing to see a good actor (Anza) become friends with the farming tribes who feared the raiding Apaches. He persuaded the farming tribes to stop fighting each other and so secured a land route from Arizona to

north of San Diego. Janet then narrates Anza explorations to the San Francisco Bay Area and describes how he escorted Spanish families through that arid land route. Bad actors soon reneged on Anza diplomacy, maltreated the supportive tribes, and thus isolated those 1776 Spanish settlers from overland supplies.

If you like this low-cost excerpt booklet, you might enjoy the full hardback *Las Positas* as well. Find our books here: www.lhg.org/Store/Store_Inventory.html Click on "New Releases" to see newly printed local history books. Our docents would love to expand your personal library. Guild members receive a 10% discount.



Hagemann Happenings

by Barbara Soules

The lazy, hazy days of summer are not really lazy at the ranch. In addition to the ongoing 4-H and Sunflower Hill activities, the Guild constantly works on maintenance and restoration of buildings. Lately, the predominant maintenance need has been weed abatement. Our new heavy-duty riding lawnmower has helped to ease this never-ending task.

Current restoration is focused on the Pump House/Windmill building. This small, square, redwood building in the backyard adjacent to the water tank, pump, and well was built by the Hagemann family about 1920. The windmill was built at the same time which may partially explain why two legs of the windmill frame are inside the west wall of the building and extend through the roof. Originally there was a dirt floor, a wooden shingled roof, and an open entrance in the west wall, probably to allow access to the pump equipment. In 2003, the Hagemanns poured a concrete floor and boarded up the west entrance, leaving a single door on the east side. The building has been used to house the windmill equipment and lately sprinkler controls.


Working on their third Hagemann outbuilding, a very competent First Presbyterian Church restoration crew, led by Phil Dean and Don Bartel, has almost completed the Pump House/Windmill building. Assisting them have been Windell Moen, Don De Rego, and Paul Johnson, who generously donated the wood shingles. This crew leveled and stabilized the structure and replaced sideboards as necessary using both salvaged and new redwood. They tore the asphalt shingles off the roof and replaced them with wooden ones. Their use brings the roof back to its original state. This group has a reputation for perfection. All three of the buildings they have worked on are sturdy, in use, and historically accurate. The Guild is so very grateful for their dedication and hard work. The completed building will provide a perfect, dry space to store Heritage Garden tools and equipment.

Dodging the raindrops which never came, the May Sunday at Hagemann event was the annual antique car show which also featured Dennis Urlich's collection of hit and miss engines. The fascinating thing about the engines is that Dennis gets them all running at the same time. Tim Sage amassed a large, eclectic mix of old cars which provided lots of interesting conversations among the owners and guests. The hayride, always a popular activity, ran almost continuously and Greg Pane, on keyboard, provided the musical background for the afternoon.

Ranchero Day in June celebrated activities reminiscent of ranch life at the turn of the century. Dolores Bengtson taught us to make adobe bricks and children could take a small one home to dry. Dottie Eberly created a branding scavenger hunt to familiarize the kids with local brands, many of which are still used. Jeff Kaskey taught lassoing to kids and adults alike. Kids made corn husk dolls to take home and 4-H members held horsemanship demonstrations. There was also a blacksmith on hand trimming horses' hooves. The two main attractions were readings of Cowboy Poetry with Livermore's Poet Laureate and presentations by the Cavallo Cowgirls Drill Team. This local group of eight

girls and horses are the 2017 State Champions. Their performances were intricate, precise, and lively. The audience was mesmerized.

Round up all the kids and kids at heart for the August event, **Go Outside and Play**, to be held on Sunday, August 25th. In addition to the hayride, there will be multiple vintage games in the backyard. The Hispanic Heritage Center will be doing face painting and Alan Frank will be signing his new book, *The Depot*. The main attraction will be performances by Center Stage East Bay. This newly formed organization of eighteen youth performers, technicians and business minded individuals write, produce, direct and act in the plays they perform. Their shows at the Bankhead in May were sold out. If you missed them at the Bankhead, you have another chance to see their skits, plays and improv on August 25 at Hagemann. You won't want to miss this event!



Left: The Pump House/Windmill Building. Two of the legs of the windmill can be seen as enclosed by the building and extending through the roof. Photo by Barbara Soules; **Above:** The Cavallo Cowgirls perform for an appreciative audience. Photo by Richard Finn.

Show Globe Comes Back to Livermore

by Anna Siig

Joyce and Gerry Kelly recently visited Livermore and stopped by the History Center to bring a gift of a “Show Globe” for the drug store display. Joyce and Gerry spent time visiting with Guild members who happened to be in the History Center and a lot of memories were shared. Gerry Kelly was born and raised in Livermore. He told of bicycling with friends out to the creek by what is now Murrieta’s Well. There the boys made a dam across the creek, giving them a whole six inches of water in which to play. He and friends also used to go hunting jackrabbits in the vineyards, always careful not to get caught. Gerry and his father also made trips out to what is now Site 300 on Corral Hollow Road, where a Basque man and his son leased Kelly property, using it to raise sheep, which the Kellys had done before.

Gerry went to pharmacy school in Portland, Oregon, where he met Joyce at a wedding. They dated, later married, and moved to Livermore in 1958. And, yes, as it was with other brides from other places, young local women were a bit put out with Joyce for “taking one of the local guys!” They have two children, born here.

Joyce worked at the Bank of America. She also designed, made and sold children’s clothing, some of which were sold at Hansen’s Clothing Store, and designed and made women’s dresses sold at “Gussies.” Joyce later designed, made and sold handbags. In 1971, Joyce and Gerry moved back to Portland, where Joyce was born and raised. Both of them say they do not miss the heat of Livermore but they miss the people.

And back to the “Show Globe.” Manuel Duarte first worked with McGown and Mess Drug Store at First and J Streets, where Strizzi’s is now. The show globe is from that drug store. Manuel interned with Owl Drugs earlier. There he learned the business techniques that he continued to use in the pharmacies he was involved with, such as trying to interest customers in another purchase when they were in the store, perhaps a bottle of aspirin or a box of Kleenex.



When Manuel moved the drug store to the north side of First Street, next to the original Baughman’s Western Store, he took the show globe with him. He partnered with John Saboraria in that store. The storefront was remodeled at this time, setting the door back from the sidewalk. Manuel learned from Owl Drug to change the display in the store windows every month. He continued to do that even after the pharmacy moved to the Second Street Mall, across from the Baughman home at that time. Casa Orozco is now on that corner.

Partnered by this time with John Saboraria and Gerry Kelly, they made sure to add a 6 x 6 foot window to be used by Manuel – who continued to change the display every month.

When Joyce and Gerry moved to Portland, Manuel gave Gerry the show globe. It graced their home all these years and now it comes back to Livermore, to be with the pharmacy collection on display at the Heritage Guild. Be sure to stop by and see it!

Above: Joyce and Gerry Kelly with the show globe. Photo by Barbara Soules.

Get Ready for a Gem of an AGM!

by Barbara Soules

The Annual General Meeting is scheduled for Saturday, September 21st and do we have a treat planned for everyone! Our speaker will be Jay Stevens, a local collector, who is an expert on all things related to the Panama-Pacific International Exposition that was held in San Francisco in 1915. This expo was essentially a World's Fair that lasted for nine months and attracted visitors from all over the world. The purpose was to celebrate the opening of the Panama Canal which significantly shortened the trip between the coasts of the United States. But San Francisco also maximized the opportunity to showcase its recovery from the 1906 earthquake. The centerpiece of the expo was the Tower of Jewels, a 435-foot-tall building covered with 100,000 cut glass Novagems. Jay has collected many actual souvenirs, Novagems, and mementos from this Expo and will have some on display for us to see at the meeting. His talk at 7pm will focus on the Tower of Jewels.

After the speaker we will have the business portion of the meeting which will include the President's State of the Guild address, elections for First Vice President, Secretary, and Treasurer, and the presentation of the annual Heritage Award.

Doors open at 5pm to give you time to mingle with your Guild friends. Dinner is at 6pm. Ron Chaffee will be the grilling chef, so you can anticipate a wonderful meal of beef. Homemade salads, cornbread muffins and homemade desserts will complete the menu. Tickets are \$25 in advance at the History Center or on PayPal, and \$35 at the door.

Save the date. We hope to see a big crowd for this special meeting!

Save the Date:

**Annual General Meeting
Saturday, September 21, 2019**

Free, Family-Friendly Activities

Sundays at Hagemann Ranch



Go Outside and Play

Backyard Summer Fun

August 25, 2019, 1-4 pm

Vintage Games & Crafts

Hayrides

Performances by:

Center Stage East Bay



LIVERMORE VALLEY
PERFORMING
ARTS CENTER

455 Olivina Ave., Livermore

Ongoing activities: Summertime Refreshments, Tours & Art Demonstrations



September 29—This Old Ranch Day

October 27—Halloween

November 24—Holiday Celebration

**Just two more Gary Drummond
Historic Downtown Livermore Walking Tours
will be offered during this year's
Thursday Farmers' Markets:
Thursday, August 8th and Thursday, September 12th**

The tours are free
(though donations are always gratefully accepted!)
Tours depart from the History Center at 6:30pm
Reservations appreciated by calling the Livermore Heritage Guild
at 925-449-9927 or visiting us at the History Center in person at
the old Carnegie Library, 2155 Third Street

Railroad

(continued from page 1)

the railroad. Quickly the railroad added a loop siding that served the likes of Anspacher's Warehouse and Stevenson's Grains. A cattle pen was also added. In the spring of 1870, the railroad constructed a freight depot east of L St. and a small passenger depot to the west of the street. Also in 1870, the WP was officially merged into the CP. The town began to grow, especially after a fire razed much of Laddsville in 1871. The town of Livermore was incorporated in 1876 with 839 people. In 1891, the freight depot succumbed to fire. Since business was quite good the railroad decided to replace it with a larger combination freight and passenger depot.

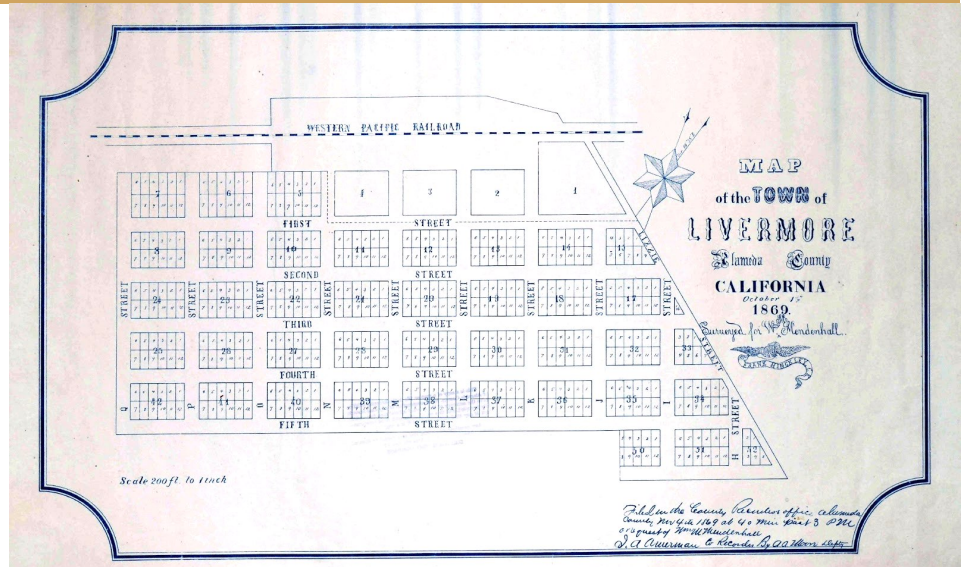
To prevent failure in the recession of 1893, Huntington, the last of the Big Four, was forced to lease the CP to the Southern Pacific. When Huntington, died in 1900, the combined SP-CP was taken over by UP President Edward Harriman. Harriman sought to both improve railroad service and to merge the SP-CP with the UP. The merger attempt was the first victim of Teddy Roosevelt's trust busting and the teeth he gave the Interstate Commerce Commission.

In 1910, real competition started breaking down the SP-CP monopoly. A new transcontinental also called the Western Pacific came through Livermore, built by the Gould Empire specifically to break the monopoly. The Lincoln Highway opened another avenue of competition. Livermore passengers could travel, by rail, into Oakland or San

out for new ways to spread the word about events at Hagemann Ranch and the Duarte Garage. She also coordinates the History Talks at the main library.

For Secretary: Loretta Kaskey

Loretta was born in Raleigh, NC and raised in Beavercreek Ohio. She moved to Livermore in 1988 after graduating



Above: Figure 2. Copy of original Mendenhall Plat, recently located by Loretta Kaskey. From *Depot* by Alan Frank.

Francisco, conduct some business and return in the same day. A trip into the City was only two hours each way and the schedules were accommodating. The new Western Pacific was only interested in long haul service. Passengers were never well served, as schedules were inconvenient.

The railroads reached their maximum service in the 1920s after which the highways, and then the depression, took their toll. With the completion of the Hetch Hetchy project and the depression, the population dipped. By then it only took half the time to get into the City by car as it did by train. In January 1941, the SP-CP terminated all passenger service via Livermore.

The growth of heavy trucking after WWII virtually eliminated local freight deliveries. The two railroads discussed combining the few remaining Livermore customers as the SP-CP considered

abandoning its line. Today freights pass through town without stopping, though a once a week local services the few remaining customers.

The WP's depot was demolished in the mid 1960s and in 1971, the SP-CP depot was closed and demolition initiated. The railroads were failing economically and the SP's most profitable sector was land development, turning station sites into strip malls. The China Trade finally became profitable, in the 1990s. Presently, the population of Livermore is skyrocketing, the freeways are overcrowded, and regional passenger rail is coming back. Federal funding returned the historic 1892 depot to transit service and hopefully rail service will improve in the near future.

The new book *Depot* available at the History Center has a much more complete history.

Nominations

(continued from page 2)

from Rutgers University with a Masters degree in ceramic engineering and materials science.

After being introduced to LHG by Joe Bishop, Loretta joined and has been an active member since 2003. In 2004 she was recruited by Gary Drummond as both History Center Docent and the

Historic Preservation Commission. She's continued as a History Center docent and has been active in the rebuilding of the HistoryMobile and as a driver with occasional stints as docent. Loretta is farmer extraordinaire for the Heritage Garden at Hagemann Ranch and a crackerjack researcher. She has also "played" Josepha Livermore at local downtown events and is our bar hostess at the AGM and Annual Auction.

Collections Corner

by Jeff Kaskey

A stick and blade, sometimes an accessory of a black shrouded gent, is what I knew about the farm tool known as a scythe. We have one in the Guild's Hagemann Ranch collection, but it has been kept out of active service to prevent menace to ourselves and our guests. When member Jeff Williams wrote that a family heirloom scythe was available, I was intrigued.

Scythes come in two basic flavors, the English or American scythe, and the European or Austrian, the names within each group essentially interchangeable. You may impress your friends by identifying one versus the other based on two characteristics. The English scythe, as with the two now in our collection, has the handles facing forward so the shaft, or "snath" is behind your hands. Also, the snath is bent enough that there is no need for the handles to be extended away from the snath. The European version has the handles facing towards the operator, and has a much straighter snath.

Aesthetically, I'm completely on the side of the English. The steam-bent snath makes for a beautiful tool that requires both skill and artistry to produce. A worker reaping with an English scythe meets our mental expectation as the snath's ogee curve glides back and forth close to the rhythmically twisting body, owing to the forward handles. Forceful yet relaxed, the semicircular motion of the user looks efficient and easy. (It is the first, not so much the later).

The European scythe, with protruding stick handle and garage lumber appearance, seems more an interesting tool built from plans in Popular Science as a Boy Scout project. The blades tend to be shorter, and their main advantage seems to be a reduction in weight, as well as perhaps a shorter learning curve to mastery.

The blade of either scythe has important details. The tip and edge are unremarkably knife-like, though the body is unexpectedly thin given the size of the blade. All strength is in a thick rib across the blade's back edge. At the heel a tang protrudes to the side. The tang can

fit into a clamp at the base of the snath in multiple positions, adjusting for type of grass and operator stature. Tangs are somewhat standardized, so different blades can be used on a single snath as the need requires. Blades may be as short as about 20" for clearing stout brush and in tight quarters, up to roughly twice that length for mowing fields of grass or grain. The edge leads a complex existence and some of these blades are sharpened mostly with a hammer and only final tuning is done with a stone. A farm hand will carry that stone, sometimes called a cigar or canoe, in a belt pocket so sharpening can be done as often as the grass requires. Unlike chopping tools, the scythe blade cuts by slicing, so the sharpening process creates a slight burr of microscopic saw teeth.

The handles are attached along the snath with a clamping band, tightened by turning the handle, allowing infinite adjustment positions. Because the handle faces away from the operator, the threads are reversed so that the motion of normal use tightens the clamp. This won't be intuitive until you first swing a scythe and feel the handles magically tightening in your grip.

Proper operation takes practice to achieve the look of effortless artistry. While we think of swinging a scythe, it is actually sliding along the ground. The full swing is done without lifting the blade, making the motion much less stressful than it looks. The cut occurs as

you twist right to left, and the cuttings are collected on the return stroke. A skilled mower will create a continuous windrow of cut grass to the right as progress is made moving forward.

Williams' scythe comes to us from his grandfather who brought it when he moved from the Midwest. We are not sure how it was used but the short blade suggests it was more for clearing weeds and whacking brush and not for harvesting or mowing grass. Without doing any further sharpening (it has probably not been touched in decades) I attempted to clear tall dried grass behind the Hagemann red barn. Initially like any poor workman I blamed my tools, but with practice found I could make pretty efficient progress. With some ergonomic adjustments and sharpening I think I could clear large patches and eschew the weed whacker for some tasks. Besides being functional, the tool is still in great shape with just the right patina of wear and care to the wood and metal surfaces.

We are thankful to Mr. Williams for the excellent donation (we may talk about his donated buggy whip some other time), and if I can figure out how to do it safely, we might even bring it out for demonstrations at a Hagemann open house. If you have a little extra energy to burn off, come on by and we'll let you take a "swing" at clearing our weeds.



Left: Williams' Austrian blade tang, clamped to snath. Photo by Jeff Kaskey. **Above:** Jeff Williams' donated English scythe with 20" blade. 1920's or earlier. Photo by Jeff Kaskey.

Signs of the (Old) Times



by Will Bolton

As many have noticed, the large sign over the large south door of the Garage has been removed and is currently stored inside the Garage. That sign was painted by Sculley, championed by Jerry Bireley, and installed by his sons decades ago. The older sign is being replaced by a new sign, based on the appearance of some business signs in Livermore in the early 1900s and painted by Livermore artist Terry Bell. The frame and other mounting details are being worked on in preparation for installation. On July 13th, a small crew of Fred Deadrick, Don Keech, and myself removed the west sign from the Garage, which will soon be replaced by a new sign in the same style as the new south-side sign.

Related to Garage signs, we've recently conducted some minor Garage Archeology. In preparing slides for a talk on the history of the Garage and Lincoln Highway, I started paying closer attention to the signs on the north side of the Garage in old photos from the 1920s. There was a fairly large sign with "Garage" painted on it in block letters located at the north east corner of the Garage. In some photos, there was also an Associated Oil sign on top of the "GARAGE" sign. I assume it was a two-sided sign that would have been visible to cars going either way on the Lincoln Highway, when the highway passed north of the Garage.

I was intrigued by that sign and wondered if there was any evidence of where and how it was mounted. It looked like it might have been attached to a pole near the side of the road in some photos and like it might have been attached to the corner of the Garage in other photos. I took a little closer look at the corner of the Garage and it was obvious where something had been lag bolted to the Garage at some point. There is a bit of a mystery here: where was the GARAGE sign attached? What was attached to the corner of the Garage?

Perhaps, if we study more old photos – or find more old photos – it might become clear what went where. I wonder, if we reproduced the sign, could we reinstall it? More mysteries at the Garage requiring more Garage Archeology.



Top: The deteriorating south side sign was removed at the same time as the roof damage from the wind storm was repaired last winter; **Middle:** Helen Duarte (L) with sons Fran and Earle at the north end of the Garage. Note "GARAGE" sign; **Bottom Left:** The mysterious lag bolt holes at the corner of the Garage; **Bottom Right:** The smaller, west side sign was removed on July 13, 2019. All photos provided by Will Bolton.

Scholarships

(continued from page 3)

The Guild was very quickly introduced to a new audience that, at least in that enthusiastic moment, appeared to produce supporters, volunteers and fans.

Our presentation at Vineyard Alternative High School was both similar and very different. With a much smaller graduating class, and the lack of an indoor auditorium, the presentation was done en plein aire, on the broad stage of their outdoor plaza. The dignitaries were there, including Craig Bueno, School Board President, and Dr. Kelly Bowers, Livermore Schools Superintendent. But

due partly to the smaller class, and possibly also to their off-the-beaten-path program, there were far fewer scholarships presented. So the Guild's presence was all the more noted, and our effect was all the more important.

For those not aware (which includes Don and me a few months ago) Vineyard provides an alternative program for students that include those who were not a good fit for traditional high schools. In some cases they were not ready at the same time as their peers, in other cases they were strong students who simply learned and functioned differently. Many at Vineyard could have done perfectly well at a traditional high school but they or their parents saw benefit in the

flexible alternative program. From what we saw on graduation day, they each were inspired and driven by the experience at the school.

In presenting the scholarships, aided by Don and Guild President Harry Briley, I noted that we were not expecting these students to devote their future studies to history. Rather, we hoped that attention to the heritage of their community would inspire more interest and curiosity about the histories behind the people and places they brush past every day. Carrying that interest with them on the adventure in front of them, we believe they'll be better citizens, parents, students and teachers.

LHG Events Calendar

Date	Time	Event	Place
Thursday, August 8	6:30pm	Drummond Downtown Walking Tour	History Center
Wednesday, August 14	7pm	LHG Board Meeting	History Center
Saturday, August 17	9am — 12pm	Workday at Hagemann	Hagemann Ranch
Sunday, August 18	10am — 2pm	Duarte Garage Open House	Duarte Garage
Wednesday, August 21	7pm	History Talk: "Steve Minnier - Livermore Naval Air Station"	Main Library
Sunday, August 25	1pm — 4pm	Sundays at Hagemann Ranch: Go Outside and Play	Hagemann Ranch
Wednesday, September 11	7pm	LHG Board Meeting	History Center
Thursday, September 12	6:30pm	Drummond Downtown Walking Tour	History Center
Sunday, September 15	10am — 2pm	Duarte Garage Open House	Duarte Garage
Monday, September 16	12pm	Lincoln Highway Military Convoy	Duarte Garage
Saturday, September 21	5pm	LHG Annual General Meeting	Duarte Garage
Saturday, September 28	9am — 12pm	Workday at Hagemann	Hagemann Ranch
Sunday, September 29	1pm — 4pm	Sundays at Hagemann Ranch: This Old Ranch Day	Hagemann Ranch
Wednesday, October 9	7pm	LHG Board Meeting	History Center
Wednesday, October 16	7pm	History Talk: Edwin Contreras - Hispanic Heritage	Main Library
Saturday, October 19	9am — 12pm	Workday at Hagemann	Hagemann Ranch
Sunday, October 20	10am — 2pm	Duarte Garage Open House	Duarte Garage
Sunday, October 27	1pm — 4pm	Sundays at Hagemann Ranch: Halloween	Hagemann Ranch



Mystery at the Museum

Often, we receive donations of items no longer in use but still useful to the purposes of the LHG. This is certain to find a home in the Guild's collections. But what is it?

If you think you have the answer, please let Jeff Kaskey (jkaskey@yahoo.com) know! And don't forget to come by the History Center to see the object from the last issue!

Photo by Will Bolton.

Welcome Renewing Members!

Membership Renewals

Janet & Richard Buckley
 Ron Chaffee
 David Darlington
 Stacey Evans-DeShazo
 Alicia Eltgroth
 Maryalice Faltings
 William Flower
 Charles & Arlene Folkers
 Marilyn Fraser
 Ronald Nancy Geren
 Glenn Hage
 Valerie Huff
 Philip Landon

Dave Middleton
 William & Nancy Mohler
 Nancy Mulligan
 Linda Owens
 Karen Parkinson
 Don Podesta
 Nancy Rodrigue
 Margaret Sorensen
 John Stein
 Ann Stevens
 Marie Timmer
 Elinor Tobin
 John Hart & Carol Wahrer
 Lee & Elizabeth Zalaznik

In Appreciation

Donations

Charles & Arlene Folkers
 Housing Consortium
 of the East Bay
 Philip Landon
 Dave Middleton
 Richard Verling

In Memory of John

Sarboraria
 Jim Clawson

Contact Us

President

Harry Briley

brileyh@comcast.net

1st Vice Pres. Program Chair

Andrea Loyd

andrealoyd59@yahoo.com

2nd Vice Pres. Membership Chair

Donna Stevens

dilmstevens@comcast.net

Secretary

Dottie Eberly

doteberly@comcast.net

Treasurer

Kathy Joseph-Stockman

ksj1000@comcast.net

Directors at Large

Barbara Soules

tbsoules@yahoo.com

Susan Junk

Duarte Garage Curator

Will Bolton

will.bolton1@aol.com

Newsletter Editor

Meighen Eberly

meighen.eberly@gmail.com

The Livermore Heritage Guild newsletter is an official publication of the Livermore Heritage Guild.

Contact the newsletter editor with comments or suggestions.

Livermore Heritage Guild

P.O. Box 961

Livermore, CA 94551

925-449-9927

www.lhg.org

The Livermore Heritage Guild History Center is located in the historic 1911 Carnegie Library building at 2155 Third Street.

History Center hours generally are Wednesday through Saturday,

11:30 a.m. to 4:00 p.m.

Sunday 10:00 a.m. - 2:30 p.m.

Phone: (925) 449-9927.

Free admission.

Annual membership dues are:
 Individual \$25.00, Family \$35.00,
 Senior (age 62+) \$15.00, Student \$15.00, Sponsor \$75.00 and Patron \$150.00. Life (Individual) \$500.00 and Business \$300.00 memberships are also available. Please make checks payable to "LHG." Mail to P.O. Box 961, Livermore, CA 94551.

If you have not heard about our various events, then maybe we don't have your email. Please update us and we'll let you know about all the heritage happenings!